

What to do when in an accident



(psst, follow these steps)



Step 1

Get to safety and check for injuries

Move your car to a safe location, turn on hazard lights, and check for injuries. Call emergency services if needed.

Step 2

Swap info

If possible, exchange info with the other parties involved.

Step 3

Take photos and contact your insurer

Document the scene and call your insurer to initiate the claim process.

Step 4

Report the accident to the police

If someone was injured or someone's property was damaged, you must report it to the police ASAP, even if there's no damage to your car or motorbike.

Step 5

Wrap things up and review your insurance

Complete all paperwork, store documents safely, follow up on your insurance claim and review your current policy.

The info you'll need



In case of an accident, call us immediately on **0860 50 50 50** so that we can arrange for towing or medical care. Call us on the same number or email claims@kingprice.co.za for claims or queries. Don't worry! The king's got you covered.

Incident info

Date		Time	
Place			

Police info

Case no.	
Station	
Officer's name	
Officer's phone no.	

Other party's info

(psst, make sure you get their full name)


Driver's name			
ID no.		Car make	
Reg no.		Licence code	
Physical address			
		Code	
Phone no.		Work no.	
Insurer			
Details of any injured party			

Witness info

Name			
Phone no.		Work no.	
ID no.			

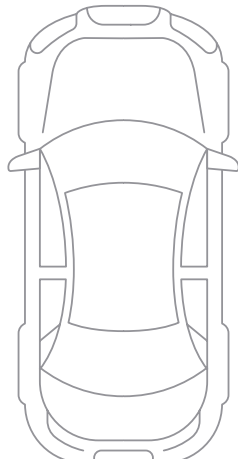
Scene sketch

Draw a picture of what the scene looked like.

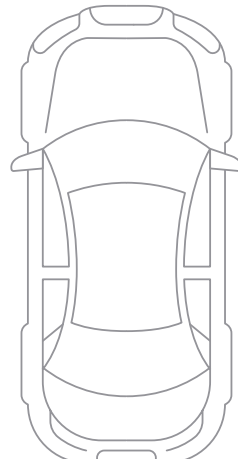


Damage sketch

Mark the areas that have been damaged due to the incident.



Your car



Other car (if applicable)

What happened

